

Hi-MO 5

LR5-66HBD 475~500M

- Based on M10-182mm wafer, best choice for ultra-large power plants
- Advanced module technology delivers superior module efficiency
 - M10 Gallium-doped Wafer
 - Smart Soldering
 - 9-busbar Half-cut Cell
- Globally validated bifacial energy yield
- High module quality ensures long-term reliability

12

12-year Warranty for Materials and Processing

30

30-year Warranty for Extra Linear Power Output

Complete System and Product Certifications

IEC 61215, IEC 61730, UL 61730

ISO 9001:2008: ISO Quality Management System

ISO 14001:2004: ISO Environment Management System

TS62941: Guideline for module design qualification and type approval

OHSAS 18001: 2007 Occupational Health and Safety

LONGI



21.3%
MAX MODULE
EFFICIENCY

0~+5W
POWER
TOLERANCE


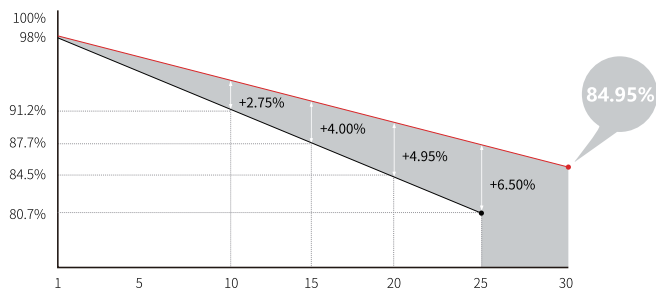
<2%
FIRST YEAR
POWER DEGRADATION

0.45%
YEAR 2-30
POWER DEGRADATION

HALF-CELL
Lower operating temperature

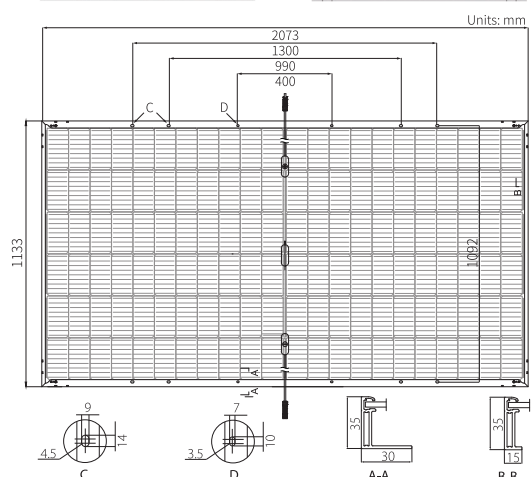
Additional Value

30-Year Power Warranty



Mechanical Parameters

Cell Orientation	132 (6×22)
Junction Box	IP68, three diodes
Output Cable	4mm ² , positive 400 / negative 200mm length can be customized
Glass	Dual glass, 2.0mm coated tempered glass
Frame	Anodized aluminum alloy frame
Weight	30.6kg
Dimension	2073×1133×35mm
Packaging	31pcs per pallet / 155pcs per 20' GP / 682pcs per 40' HC



Electrical Characteristics

STC : AM1.5 1000W/m² 25°C Test uncertainty for Pmax: ±3%

	475	480	485	490	495	500
Power Class	475	480	485	490	495	500
Maximum Power (Pmax/W)	475	480	485	490	495	500
Open Circuit Voltage (Voc/V)	44.80	44.95	45.10	45.25	45.40	45.55
Short Circuit Current (Isc/A)	13.51	13.59	13.67	13.74	13.82	13.90
Voltage at Maximum Power (Vmp/V)	37.63	37.78	37.93	38.08	38.23	38.38
Current at Maximum Power (Imp/A)	12.63	12.71	12.79	12.87	12.95	13.03
Module Efficiency(%)	20.2	20.4	20.6	20.9	21.1	21.3

Operating Parameters

Operational Temperature	-40°C ~ +85°C
Power Output Tolerance	0 ~ +5 W
Voc and Isc Tolerance	±3%
Maximum System Voltage	DC1500V (IEC/UL)
Maximum Series Fuse Rating	30A
Nominal Operating Cell Temperature	45±2°C
Protection Class	Class II
Fire Rating	UL type 29
Bifaciality	70±5%

Mechanical Loading

Front Side Maximum Static Loading	5400Pa
Rear Side Maximum Static Loading	2400Pa
Hailstone Test	25mm Hailstone at the speed of 23m/s

Temperature Ratings (STC)

Temperature Coefficient of Isc	+0.050%/°C
Temperature Coefficient of Voc	-0.284%/°C
Temperature Coefficient of Pmax	-0.350%/°C